

Be FIRE SMART,

DON'T LET IT START!



Narrated by
MARSHAL the FIRE DOG

*Presented by the South Dakota Office of Emergency Management
and the South Dakota Fire Marshal's Office*

Be FIRE SMART, Don't Let It Start!

Presented by
South Dakota Office of Emergency Management
and the South Dakota Fire Marshal's Office



SOUTH DAKOTA
FIRE MARSHAL
Investigations • Prevention • Education • Enforcement

Written and Illustrated by
Ken Alvine



Color and Production by **Linda Smith**

Printed by **Sisson Printing, Inc.**, Sioux Falls, SD

Be FIRE SMART,

DON'T LET IT START!



For more information about this book, contact:
**The South Dakota Office of Emergency Management
and the South Dakota Fire Marshal's Office**

www.bReady.sd.gov

221 S Central Avenue, Pierre, SD 57501

605-773-3231

No part of this book may be reproduced without the written permission from the South Dakota Office of Emergency Management and the South Dakota Fire Marshal's Office.

"Hi, kids. I'm Tommy
the turtle and...



...this is my
friend, **Marshal**
the Fire Dog."



"Hi,
Tommy."

"Hi, Marshal. We are on our
way to a family cookout."

Tommy says,
"That sounds
like fun, but
be careful
around the
fire."

"We will."



"Marshal can tell
you some very
important things
about fire safety."


"We always try
to be safe."



Marshal says,
"Fire can be so
much fun to be
around, if used
properly."



Campfires,



...fires in a
fireplace,

...and candles are
just a few ways we
can enjoy fire.



Even planned forest fires help with
the growth of trees and vegetation."



"Really?"
the
kids
ask.



"However, we must always be aware that fire can be very dangerous."



MOST COMMON CAUSES OF FIRE

***IN THE HOME
AND OUTSIDE***


Some Reasons for **HOME FIRES**



Lighters,
matches, ...




...bad
extension
cords, space
heaters, cooking, and home
appliances are
some main causes
for home fires.




– NEVER PLAY WITH MATCHES OR LIGHTERS –



Clothing or
blankets next
to a fireplace
can be very
dangerous
fire hazards.



It is not safe to have clothing too close to small heaters.



Marshal says,

“If you


see a

FIRE,

tell an


adult.”





Tommy says,
"There are
many causes for
fires outside
the home.

Campfires and matches are responsible for a lot of fires outside the home. Make sure fires are completely out before leaving."



Burning
trash
can also
become
unsafe.

*Never leave a
burning barrel
unattended*

How to Prevent **SMALL STORAGE FIRES**

"Oily rags, barbeque grills, charcoal, flammable liquids, and old papers and magazines can definitely be fire hazards."



"All of these items should be stored in a **COOL, DRY PLACE.**"



OILY RAGS


Store in a safe, recommended container

NEWSPAPERS and MAGAZINES



Store at least three feet away from ignition sources

FLAMMABLE LIQUIDS



Store in a safe, recommended container

2

How to Keep You and Your Family **FIRE SAFE!**



Marshal says,
"It is very
important
that you and
your family
have certain
fire safety
items in
your
home."






SMOKE ALARMS

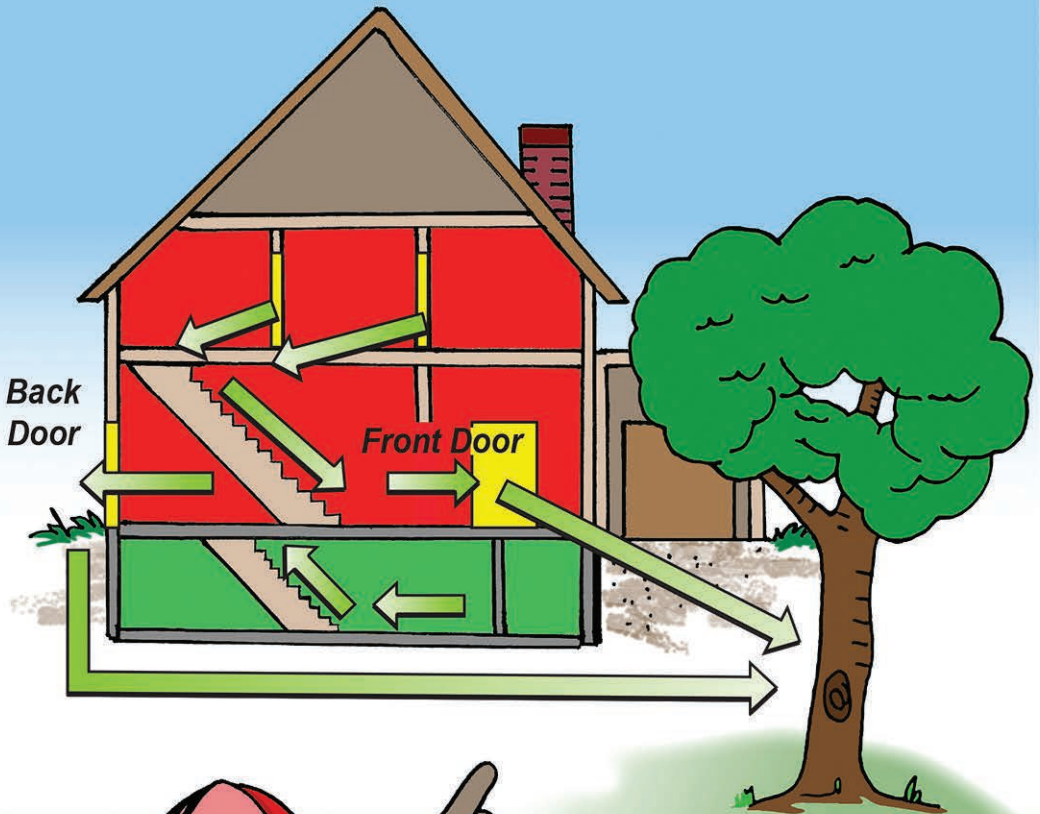
*Should be placed on ceilings
or high on the wall on each
level in your home in all
sleeping areas*

FIRE EXTINGUISHERS

*Should be placed where
they can be easily reached*



**"Also, a
carbon
monoxide
detector is
important
to have in
your home."**





Meet at Agreed
Point Outside



"Every family
must have a
**FIRE ESCAPE
PLAN**
for their
home."

"If you live in a two-story home, you may want an **escape ladder** that can be used to leave the house quickly through a window."

Make sure you know how to open your bedroom windows.



*An escape ladder folds up to keep ready by your window.
- DON'T MOVE IT -*


ALWAYS BE PREPARED

- *Make Sure Smoke Alarms are Checked Regularly and Have New Batteries*
- *Have a Working Fire Extinguisher*
- *Practice Escape Route Often*
 - *Have a Place Where You and Your Family Will Meet*



3

WHAT YOU DO TO STAY SAFE DURING A FIRE



Beep Beep Beep



Marshal says,
"If a smoke
alarm sounds,
prepare to leave
your house
immediately and
make sure everyone is
aware of the emergency."

FOLLOW THE FAMILY FIRE ESCAPE PLAN



"If there is smoke in the house,

**CRAWL ON
THE FLOOR...**




**UNDER THE
SMOKE...**



to the door."

"If the doorknob is **HOT**,
do not open the door."




"FIND ANOTHER WAY OUT."

"If an article of
your clothing
catches on fire,



STOP,

DROP,

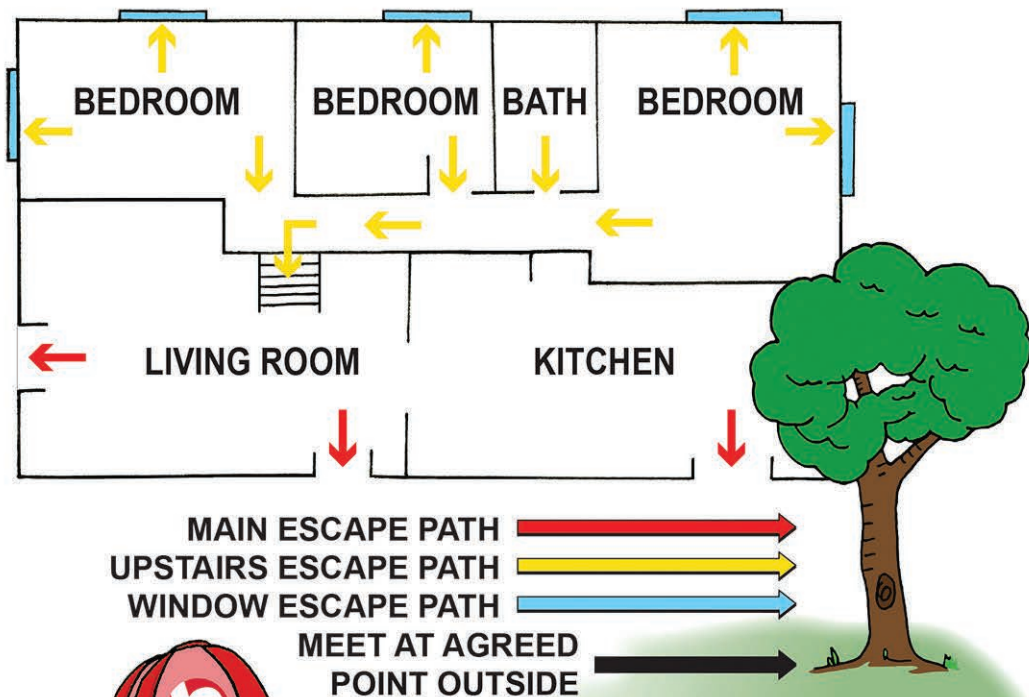


and **ROLL,**



to put the fire out."

FOLLOW YOUR FAMILY FIRE ESCAPE PLAN



"Do not call 911 from inside the house. Wait until you get outside to call 911."




"Call 911 after safely outside."

"When in school,
follow the teacher's
instructions during
a fire drill."



AFTER A FIRE...



Tommy says, "I hope you kids learned a lot about **fire safety** from Marshal."

"We sure did! Thank you, Marshal."



"You are welcome," Marshal responds.


"Great," Tommy replies. "Now go enjoy the cookout, and **be fire safe.**"



"Let's review the **4** important things you and your family should do to prevent a fire."

KEEP SAFE!

- 1.** *Be aware of what causes fires and fire hazards. Know the reasons for accidental fires in the home and outside.*
- 2.** *Know how to keep your home fire safe.*
- 3.** *Know what you should do to stay safe during a fire.*
- 4.** *Know what you should do after the fire.*



Family Fire Safety Plan

- Have a **fire safety plan**. Always be prepared. Make sure your **smoke alarms** are tested and have a working **fire extinguisher**.

- Before a fire happens, you and your family should have a **family escape plan**.



- Understand what you should do, where you should meet, and how to keep in contact with each other. Practice your fire escape plan **twice** a year

- You should also discuss all situations where fires can start in your home or outside. Go over the plan with your family.



Keep your family prepared and safe for all possible fires.


Keeping Safe During a Fire:

- 1.** In a smoke-filled room, stay close to the floor. Crawl under the smoke.



- 2.** If an article of clothing catches on fire, **STOP, DROP** and **ROLL** to put it out.

- 3.** If the door knob is hot, do not open the door. Find another way out.



- 4.** Wait until you are outside to call 911.

"Marshal the Fire Dog and I want you and your family to be fire safe. It is important that you are always prepared for an unexpected fire. Fires can start very quickly and spread very fast."

BE FIRE SMART, DON'T LET IT START

"Whether it is a fire, tornado, flood, or blizzard, you should **always be prepared.**"



Your Friends,
Marshal the Fire Dog
Tommy the Turtle



**Be FIRE
SMART,**

DON'T LET IT START!



For more information about this book, contact:
**The South Dakota Office of Emergency Management
and the South Dakota Fire Marshal's Office**



221 S Central Avenue
Pierre, SD 57501
605-773-3231
www.bReady.sd.gov



SOUTH DAKOTA
FIRE MARSHAL
Investigations • Prevention • Education • Enforcement

Be Smart! Be Safe! Be Ready!